

Classroom Guide

Day 1: Noah's Ark

Go Over the Verse of the Week:

¹⁴ But anyone who drinks the water I give will never be thirsty again.”

John 4:14 ERV

Read the Story:

Beginner's Bible: Pg.26

Read to me Bible: Pg. 24

The Complete Illustrated Children's Bible: Pg. 24

Storybook Provide

Kids Study Bible: Airship Genesis: Pg. 11-13

Children's ESV Bible (Crossway): Pg. 13

Video: <https://www.youtube.com/watch?v=4yzN0fUxjkQ>

<https://www.youtube.com/watch?v=VA6MZ613K7Y> (Minno)

Main Idea:

Having Faith means trusting that God has a plan.

Noah had never been in or seen a global flood before, but he still trusted God enough to spend all that time working on building the Ark. We won't always understand God's plan either. Just like Noah might not have understood what was going to happen. God can always see the bigger picture, though, so it's important that, as Noah did, we trust God's plan.

God keeps his promises.

The rainbow is proof that God keeps His promises. So, whenever we see a rainbow, we can remember that God wants us to remember that too! God kept his promise to Noah and us too. God, promised to make a way for us to be forgiven for our sins, and Jesus is how God kept that promise.

Activity Sheets & Puzzles are Available.

	3 years - Kindergarten	1 st -3 rd	4 th -6 th
5:45-6:00	Opening	Opening	Opening
6:00-6:20	Dinner/Snack	Classroom	Activity
6:20- 6:40	Classroom	Dinner/Snack	Craft
6:40-7:00	Craft	Activity	Dinner Snack
7:00-7:20	Activity	Craft	Classroom
7:20-7:30	Closing	Closing	Closing



Building the Ark



4TH - 6TH CLASS

Read Genesis 6:14 - Write the Bible verse below.



V R Q Y E Y V V R H T L D J U J B A D S N A I L
 W E O Z R H N A I V E P Q Q L A C H I Z B A O Q
 C E Q J K Q V A H B M S D D K G A Z E L L E I S
 A K D G F E S A Y M P Z E T X D H M L E O P E U
 D N J O N H R U R G G N N A U K F N U K C A E W
 W V T E N E D R A P O E L P G L J U M Y G Z I T
 T E K E B K Y N X Z P M N A Y U V V U L E L J Q
 N Z R X L V E O D R F I S H S P L J E X D M F W
 G C H U D O F Y E W C W D E H X D L E G B Z O O
 L H R N T J P S M C S X E H E E Z B O Q P V Y L
 E R H G X L M E Z C G V C O E R E A I A G B E R
 M J E C X U U I F L O I H N P H T J R C O K N O
 A L X H P A L V W D R U O B E C E T B E R Z O L
 C U S A X A D E G T B X A M U R R N I E F V L K
 S D G M D I O N S T O T O A A I A K W D A F H I
 A B U E U E I O T V M T B B D T M M W P N R E U
 D O O L A N L F F Y H D U G O J O P N A L T I B
 T W O E R V U U N Y J T E B D R Z E W W H Q O S
 D F N O N O I L O G S U L I M S O C A L Y H T B
 K Y M N V Z K H E W P V W U V A D X S A U H V Y
 H B I Y B L F I G V F V Q V Q H L K V M E N T S
 Y G E Q Q R L J I P N S U X T C P W K R E W X I
 P E X Y E C U D P A P E S L W T H T C E B I Y O
 C T V P D B D X D O K V T A L W O N R A B Z U C

How long was the ark?

How wide was the ark?

Genesis 6:15

What could the life of Noah teach me

God used Noah to...

- | | | | | | |
|-----------|---------|---------------|-----------|-----------|--------------|
| partridge | mule | snail | pigeon | wild goat | vulture |
| serpent | seagull | thylacosmilus | frog | donkey | hare |
| hyena | sheep | raven | ram | ostrich | morning dove |
| lion | leopard | lamb | hawk | gazelle | fly |
| fox | fish | eagle | chameleon | camel | behemoth |
| bee | bear | bat | barn owl | ape | antelope |

Noah and the Ark

1ST - 3RD CLASS



ANIMALS
PITCH
DOVE
FLOOD
ARK
RAINBOW
NOAH
WATER

Draw an Animal



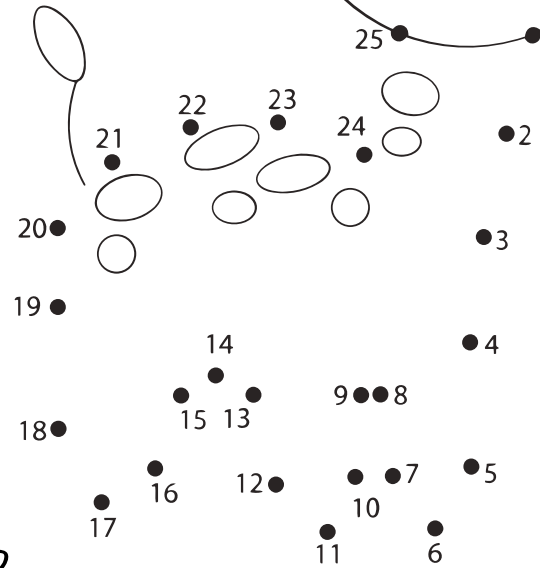

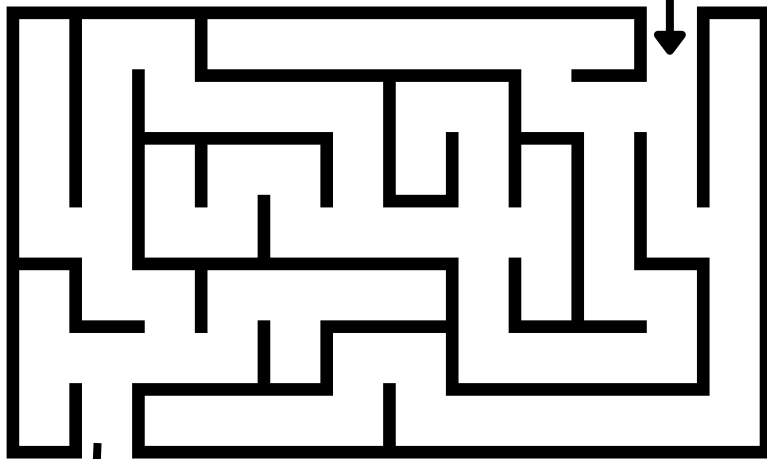



And rain fell upon the earth forty
days and forty nights.

-Genesis 7 : 12

Noah's Ark

PRE-K - KIND



And rain fell upon the earth forty days and forty nights.
-Genesis 7 : 12

Day 2: Moses's Parts the Red Sea

Go Over the Verse of the Week:

¹⁴ But anyone who drinks the water I give will never be thirsty again.”

John 4:14 ERV

Read the Story:

Beginner's Bible: Pg.111

Read to me Bible: Pg.122

The Complete Illustrated Children's Bible: Pg. 96

Storybook Provided

Kids Study Bible: Airship Genesis: Pg. 81-83

Children's ESV Bible (Crossway): Pg. 88

Video: https://www.youtube.com/watch?v=GdusRhL_rM4

Main Idea:

Having Faith means trusting that God has a plan.

The Israelites ran away from Egypt, and Pharaoh was determined to keep them trapped there. But Moses led the Israelites through the sea on dry ground, and they emerged victorious. This story is an excellent example of how God can help us overcome difficult challenges.

God knows what's best for us, and we should not lose faith at the sight of obstacles like the Red Sea or the battles we must engage in to reach our destiny. Do not give up on what God has promised you, even though it seems slow in coming. And though it may be the long, hard way, your continued faith in God will lead you through.

Activity Sheets & Puzzles are Available.

	3 years - Kindergarten	1 st -3 rd	4 th -6 th
5:45-6:00	Opening	Opening	Opening
6:00-6:20	Dinner/Snack	Classroom	Activity
6:20- 6:40	Classroom	Dinner/Snack	Craft
6:40-7:00	Craft	Activity	Dinner Snack
7:00-7:20	Activity	Craft	Classroom
7:20-7:30	Closing	Closing	Closing



Moses Parts the Red Sea



4TH - 6TH CLASS

Read Exodus 14:21 - Write below

Each number represents a letter of the alphabet. Substitute the correct letter for the number to reveal the coded words.

C	B	F	G	T	Z	J	K	U	O	D	X	E	P	L	W	Q	A	Y	H	S	I	R	M	V	N
1	2	3	4	5	6	7	8	9	10	11	12	13	14	15	16	17	18	19	20	21	22	23	24	25	26

1. 20-18-26-11 _____
2. 21-13-18 _____
3. 11-22-25-22-11-13-11 _____
4. 11-23-19 _____
5. 15-18-26-11 _____
6. 20-10-23-21-13-21 _____
7. 1-20-18-23-22-10-5-21 _____
8. 18-23-24-19 _____
9. 21-18-25-13-11 _____
10. 5-23-9-21-5 _____

What Did Moses Do?

How?

Exodus 14:21-22

When the Israelites saw the mighty hand of the Lord displayed against the Egyptians, the people feared the Lord and put their trust in him and in Moses his servant.

Exodus 14:31

What could the life of Moses teach me

God used Moses to...

Moses Parts the Red Sea

1ST - 3RD CLASS



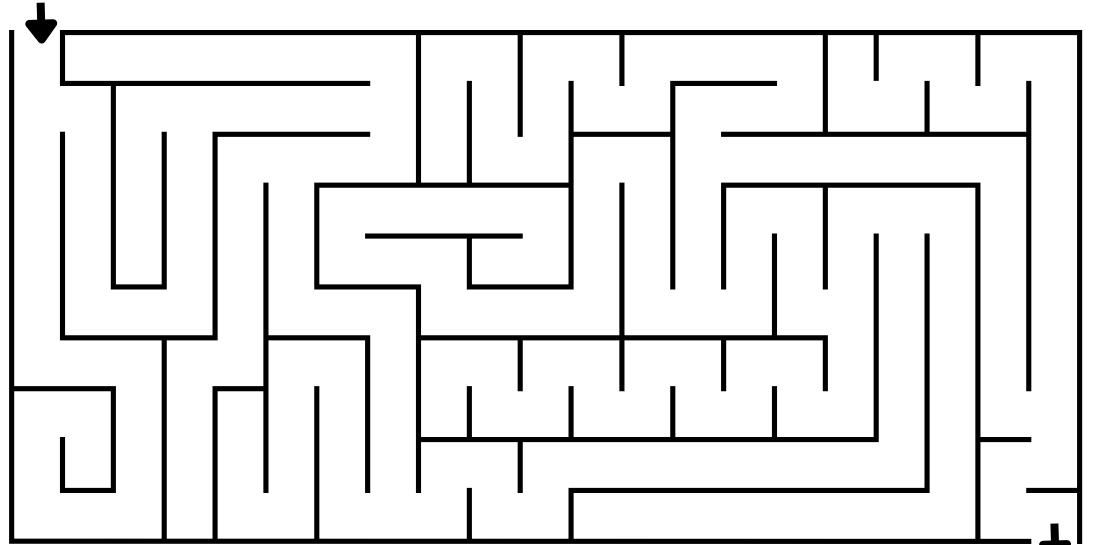
Then Moses stretched out his hand over the sea, and the Lord drove the sea back by a strong wind all night and made the sea dry land, and the waters were divided.

-Exodus 14:21


Use a red crayon or marker to color every box containing the letter "C." Transfer the leftover letters in order, row by row, to the spaces below to find out what Moses told God's people when it was time for them to cross the Red Sea.

C	D	C	O	C
N	C	O	C	T
C	B	C	E	C
A	C	F	R	C
C	A	C	I	D

□ □ □ □ □ □ □ □ □ □



Circle The 10 Differences In This Picture.




Moses Parts the Red Sea

PRE-K - KIND



By the power of God, Moses parted the sea, to save his people from Pharaoh.

Find 15 fish and color them.



Then Moses stretched out his hand over the sea, and the Lord drove the sea back by a strong wind all night and made the sea dry land, and the waters were divided.

-Exodus 14:21

Day 3: Jonah and the Big Fish

Go Over the Verse of the Week:

¹⁴ But anyone who drinks the water I give will never be thirsty again.”

John 4:14 ERV

Read the Story:

Beginner’s Bible: Pg. 257

Read to me Bible: Pg.244

The Complete Illustrated Children’s Bible: Pg. 316

Storybook Provided

Kids Study Bible: Airship Genesis: Pg. 997-999

Children’s ESV Bible (Crossway): Pg. 978

Video:

https://www.youtube.com/watch?v=jO2QsF_nnIU

<https://www.youtube.com/watch?v=HyARO8fmqy4> (Minno)

Main Idea:

Having Faith means trusting that God has a plan.

Jonah was ordinary until God chose him to deliver a message to the city of Nineveh. Jonah decided to run from God to a city far from Nineveh. After a great fish swallowed Jonah, he realized his mistakes and asked God for forgiveness.

Of all the lessons of Jonah, the one that is repeated over and over again is that God is a loving and merciful God, and He will forgive and save those who come to Him in faith.

Activity Sheets & Puzzles are Available.

	3 years - Kindergarten	1 st -3 rd	4 th -6 th
5:45-6:00	Opening	Opening	Opening
6:00-6:20	Dinner/Snack	Classroom	Activity
6:20- 6:40	Classroom	Dinner/Snack	Craft
6:40-7:00	Craft	Activity	Dinner Snack
7:00-7:20	Activity	Craft	Classroom
7:20-7:30	Closing	Closing	Closing



Jonah and the Great Fish

4TH - 6TH CLASS



Read Jonah 1:17- Write the Bible verse below.

What could the life of Jonah teach me

What Happened to Jonah?

How Long Was He There?

God used Jonah to...



ACROSS

- 2) What ate the plant? (Jonah 4:7)
- 4) Jonah was the son of? (Jonah 1:1)
- 6) I am a _____ and I fear the God of heaven who made the sea and the dry land. (Jonah 1:9)
- 10) The king of Nineveh covered himself in what? (Jonah 3:6)


DOWN

- 3) God told Jonah to go to this city. (Jonah 1:2)
- 5) Jonah was in the belly of the fish ____ days and three nights. (Jonah 1:17)
- 7) God hurled a great wind upon the what? (Jonah 1:4)
- 8) Jonah was swallowed by a what? (Jonah 1:7)
- 9) God appointed a _____ and made it come up over Jonah... (Jonah 4:6)

Jonah and the Great Fish


1ST - 3RD CLASS

Count how many bubbles are on this page.



Word Jumble


hisf




btao



ojhna




dGo



And the Lord appointed a great fish to swallow up Jonah. And Jonah was in the belly of the fish three days and three nights.


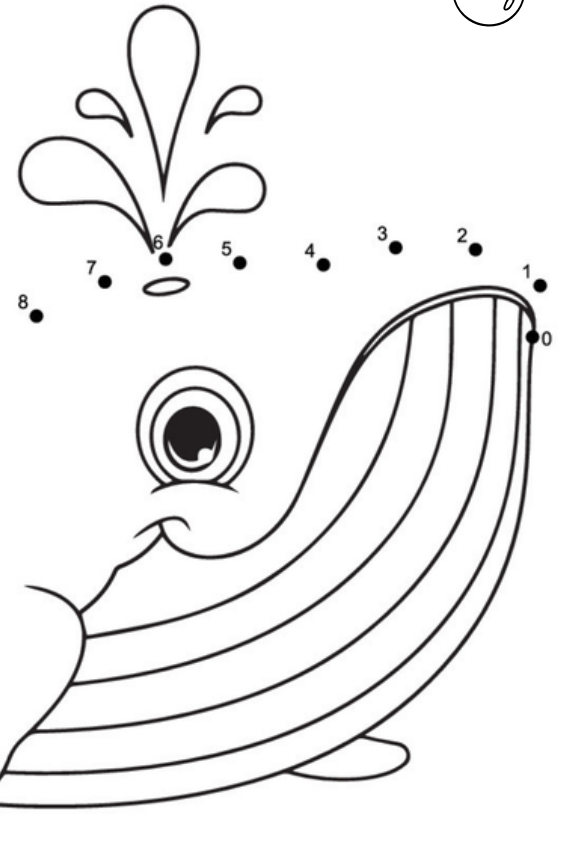
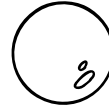

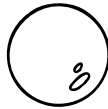


-Jonah 1:17



Jonah and the Great Fish

PRE-K - KIND

Count how many bubbles are on this page.



And the Lord appointed a great fish to swallow up Jonah. And Jonah was in the belly of the fish for three days and three nights.

-Jonah 1:17

Day 4: Woman at the Well

Go Over the Verse of the Week:

¹⁴ But anyone who drinks the water I give will never be thirsty again.”

John 4:14 ERV

Read the Story:

Beginner’s Bible: Pg. N/A

Read to me Bible: Pg. N/A

The Complete Illustrated Children’s Bible: Pg. 418

Storybook Provided

Kids Study Bible: Airship Genesis: Pg. 1177-1178

Children’s ESV Bible (Crossway): Pg. 1147

Video: <https://www.youtube.com/watch?v=Z8HBbOIXLD8>

Main Idea:

The Bible teaches us that we have a thirst in our hearts for the living God. And that is a thirst that only Jesus can satisfy. So, when we have Jesus in our hearts, He satisfies our thirst for God, and we will never thirst again! Jesus is life!

The woman at the well was also a Samaritan, which teaches us that Jesus values ALL people, no matter their culture. She was also a woman who had had five husbands. This tells us that Jesus loves people no matter what poor choices they have made in life.


Activity Sheets & Puzzles are Available.

	3 years - Kindergarten	1 st -3 rd	4 th -6 th
5:45-6:00	Opening	Opening	Opening
6:00-6:20	Dinner/Snack	Classroom	Activity
6:20- 6:40	Classroom	Dinner/Snack	Craft
6:40-7:00	Craft	Activity	Dinner Snack
7:00-7:20	Activity	Craft	Classroom
7:20-7:30	Closing	Closing	Closing



Woman at the Well

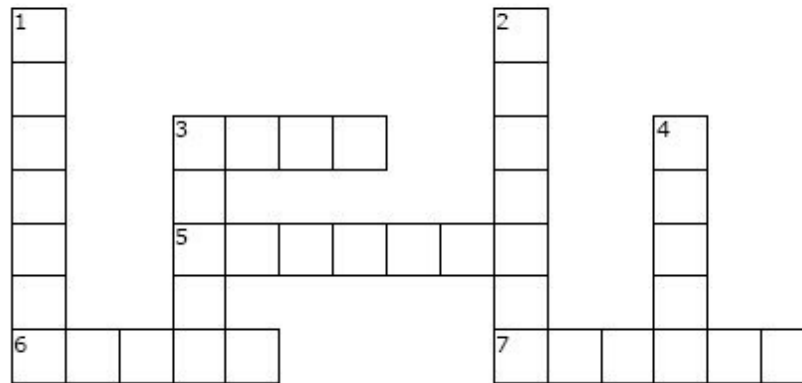
4TH - 6TH CLASS



Read John 4: 13-14 Write below.

What do the woman at the well teach me?

Who is Jesus to you?



ACROSS


3. A deep hole in the ground from which we get water
5. The one expected to come and save the world
6. To take in liquid through the mouth
7. The need or desire to drink something, especially water

DOWN

1. The man to whom a woman is married
2. A person who tells what will happen in the future
3. An adult female
4. A clear, colorless liquid which is necessary for life

Woman at the Well

1ST - 3RD CLASS




Can you find these items in the image below.



But anyone who drinks the water I give will never be thirsty again. The water I give people will be like a spring flowing inside them. It will bring them eternal life."

John 4:14



WAMON

7		8	5	

WLEL

10	1		

TRISTH

	4	11		9	

GEIV

6		3	

DIRKN

			2	


1	2	3	4	5	6

7	8	9	10	11	



Woman at the Well

PRE-K - KIND



Can you find these items in the image below.



But anyone who drinks the water I give will never be thirsty again. The water I give people will be like a spring flowing inside them. It will bring them eternal life."

John 4:14

